

STUDENT WORKBOOK

Digital Technologies: For Years 1 - 2



**By Elli Hayward
& Alana Meuleman**

Contents

Section 1: Understanding Technology and Digital Systems	4	Section 4: Applications Of The Internet	29
Information Page: Technology and Everyday Life 1	5	Information Page: The Internet	30
Information Page: Technology and Everyday Life 2	6	Activity 16: What Is The Internet?	31
Activity 1: How Technology Has Changed Our Lives	7	Activity 17: PowerPoint Presentation 1	32
Activity 2: Technology At Home	8	Activity 18: PowerPoint Presentation 2	33
Activity 3: How Technology Has Changed to Help Us Learn	9	Activity 19: Design A Website!	34
Activity 4: How Technology Has Changed in Schools	10	Information Page: Keeping Safe Online	35
Information Page: Computers	11	Activity 20: Keeping Safe Crossword	36
Information Page: Hardware and Software	12	Activity 21: Responding To Cyberbullying 1	37
Activity 5: Computer Hardware Word Search	13	Activity 22: Responding To Cyberbullying 2	38
Activity 6: Computer Parts Labelling	14	Activity 23: Cyberbullying Venn Diagram	39
Activity 7: Computer Software	15	Section 5: Extension Projects	40
Activity 8: Write An Email	16	Project 1: Toys Past and Present Comparison	41
Activity 9: Video Game Cover	17	Project 1: Toys Past and Present Comparison Planning Sheet	42
Section 2: Data Collection and Pattern Recognition	18	Project 2: Coding Maps	43
Information Page: Data and Patterns	19	Project 2: Coding Maps - Grid Paper	44
Activity 10: Solve The Pattern	20	Project 3: Living Things 1	45
Activity 11: Getting To School	21	Project 3: Living Things Planning Sheet	46
Activity 12: Counting Pets	22	Project 4: Living Things Life Cycle	47
Section 3: Problem Solving With Algorithms	23	Project 4: Living Things Life Cycle Planning Sheet	48
Information Page: Algorithms 1	24		
Information Page: Algorithms 2	25		
Activity 13: Sequences	26		
Activity 14: What Are Algorithms?	27		
Activity 15: Making A Ham Sandwich	28		

To access videos and websites providing background to this book go to:

<https://www.readyed.net/digital-technologies-for-years-1-2/>

Pages that are linked to online content will have this symbol on them:



How has technology changed our everyday lives?

Technology has changed how we live in many ways, from the clothes we wear, to the way we talk to each other. With digital technology, life can be easier and faster just by pressing a button or swiping a screen.

Here are some examples of then and now:

Telephones

Past: In the past, phones were attached to walls and you had to turn a round dial with numbers to call someone. You could only use these phones at home, or in phone boxes in the street.



Present: Now, we have mobile phones and we can talk to people anywhere and at any time. Smart phones can send messages, take pictures, use the internet and show us maps.



Videos

Past: In the past, you could only watch TV shows and movies in theatres or live on TV. Then VHS (video) tapes made it possible to record and re-watch shows on a Video Cassette Recorder (VCR).



Present: In the late 1990s, DVDs replaced video tapes as they are smaller and easier to use. Now, TV shows and movies can be streamed instantly at home using different apps on phones, tablets and TVs.



Photos

Past: In the past, cameras were big and heavy. They needed a roll of film and you could only take 24-36 photos. You couldn't see the pictures until the film was developed in a store. It cost a lot and took a long time.



Present: Now you can use a digital camera or a phone to take as many pictures as you want and you can see them right away. You can save the pictures online and it is quick and cheap to get prints made.



Activity 6 Computer Parts Labelling



Label the hardware parts on the laptop below.



Screen	Keyboard	Mouse/Touchpad
Camera	USB Port	Power Button

Can you think of any more hardware parts that you could add? List them below then add them to your diagram. Make sure to label them.

Activity 11 Getting To School







The teacher of Inglehope Primary School has written on the board all the ways her students get to school. The results were:





Walking: 8 Car: 12 Bike/Scooter: 6 Public Transport: 3

Write a tally of how many students use each form of transport in the table below and then graph the information.

Tally of Ways Class Members get to School


Walking 	
Car 	
Bike/Scooter 	
Public Transport 	

Graph of Ways Class Members get to School

Activity 15 Making A Ham Sandwich

Oh no! We have lost the recipe for making a ham sandwich for our teddy bear's picnic. Can you write and draw the steps in order so that we can enjoy our sandwiches in the sun?



1. _____ _____ _____	2. _____ _____ _____
3. _____ _____ _____	4. _____ _____ _____
5. _____ _____ _____	6. _____ _____ _____

Sample


Activity 19 Design A Website

- Imagine you are a website designer and you have been asked to design a website about one of your favourite things (this could be an animal, sport, activity, etc).

Think carefully about what you would call your website and the tabs with information available. For example, a website about sloths might have the title: "Sloths in the Wild".

Tabs may include: "What They Eat," "Where They Live," and "What They Look Like".

Draw a picture of the front page of your website below. You may include some information as well as pictures.

Sloths in the Wild		
What They Eat	Where They Live	What They Look Like
There are two main species of sloths, two-toed and three-toed.		

Sample