



Australian History Series
Workbook 2: Ages 7-8 years

The Past in the Present



Section 1:
**Significant People
and Places**

Section 2:
Sites of Significance

Section 3:
**Changing Technology
and People's Lives**



By Yolanda Cool

Contents

SECTION 1: SIGNIFICANT PEOPLE AND PLACES

The History of a Significant Person

Activity 5

Person of Historical Interest

Activity 1 6

Activity 2 7

Activity 3 8

Activity 4 9

Cemetery Crawl

Activity 1 10

Activity 2 11

Activity 3 12

Activity 4 13

Defining Local

Activity 14

Local Places

Activity 15

A Place of Historical Interest

Activity 16

Places of Interest in Australia

Activity 17

SECTION 2: SITES OF SIGNIFICANCE

Historical Sites

Activity 1 19

Activity 2 20

Activity 3 21

Activity 4 22

Indigenous Places

Activity 1 23

Activity 2 24

Activity 3 25

SECTION 3: CHANGING TECHNOLOGY AND PEOPLE'S LIVES

Technology and Travel

Activity 27

Technology and Buildings

Activity 1 28

Activity 2 29

Newspapers

Activity 30

Written Documents

Activity 31

Photographs

Activity 1 32

Activity 2 33

Then and Now

Activity 1 34

Activity 2 35

Activity 3 36

Activity 4 37

Activity 5 38

Activity 6 39

Activity 7 40

Word Bank 41

Word Game Cards 42

Create a Local History Box 43

Memory Game 44

Activity

Person of Historical Interest 3



Family trees help us to understand a person's past.

- ☐ Complete the family tree of your chosen person of interest.

Chosen person: _____
Date of birth: _____
Place of birth: _____

Parents

Father: _____
Date of birth: _____
Place of birth: _____

Mother: _____
Date of birth: _____
Place of birth: _____

Grandparents

Grandfather: _____
Date of birth: _____
Place of birth: _____

Grandmother: _____
Date of birth: _____
Place of birth: _____

Grandfather: _____
Date of birth: _____
Place of birth: _____

Grandmother: _____
Date of birth: _____
Place of birth: _____

Activity

Local Places



Places are often significant.

☐ Under the headings write some places that are local to you.

Indigenous Names

Tribute Names

Transplanted Names

Official Names

SAMPLE

My Chosen Place: _____

Significance: _____



War memorials are important to us today.

☐ What does ANZAC stand for?

A _____

N _____

Z _____

A _____

C _____



☐ Create a stamp to celebrate ANZAC Day.



☐ Where is your local war memorial?

Draw a picture.


Activity

Technology and Travel



Technology has changed the way that we travel.


- ☐ Complete the flow chart to show how transport has changed because of changes in technology. The earliest form of transport should go in box 1.




- ☐ Why is the picture of Ned Kelly funny? How did he travel?

▶ Photographs can record the changes in technology over several generations.

A. Before European Settlement



B. Australia Today



☐ Use the pictures to answer the questions.

1. Date the two pictures as best you can.

2. Is there anything the same in the pictures?

3. List six main differences:

- ---
- ---
- ---
- ---
- ---
- ---


Activity

Then and Now 3




Toys that you play with today are very different from the toys that children played with in the past.


- ☐ Look at the pictures below and tick one of the boxes underneath. Colour all the toys that you play with.




- ☐ Past
☐ Present




- ☐ Past
☐ Present



- ☐ Past
☐ Present



- ☐ Past
☐ Present




- ☐ Past
☐ Present



- ☐ Past
☐ Present



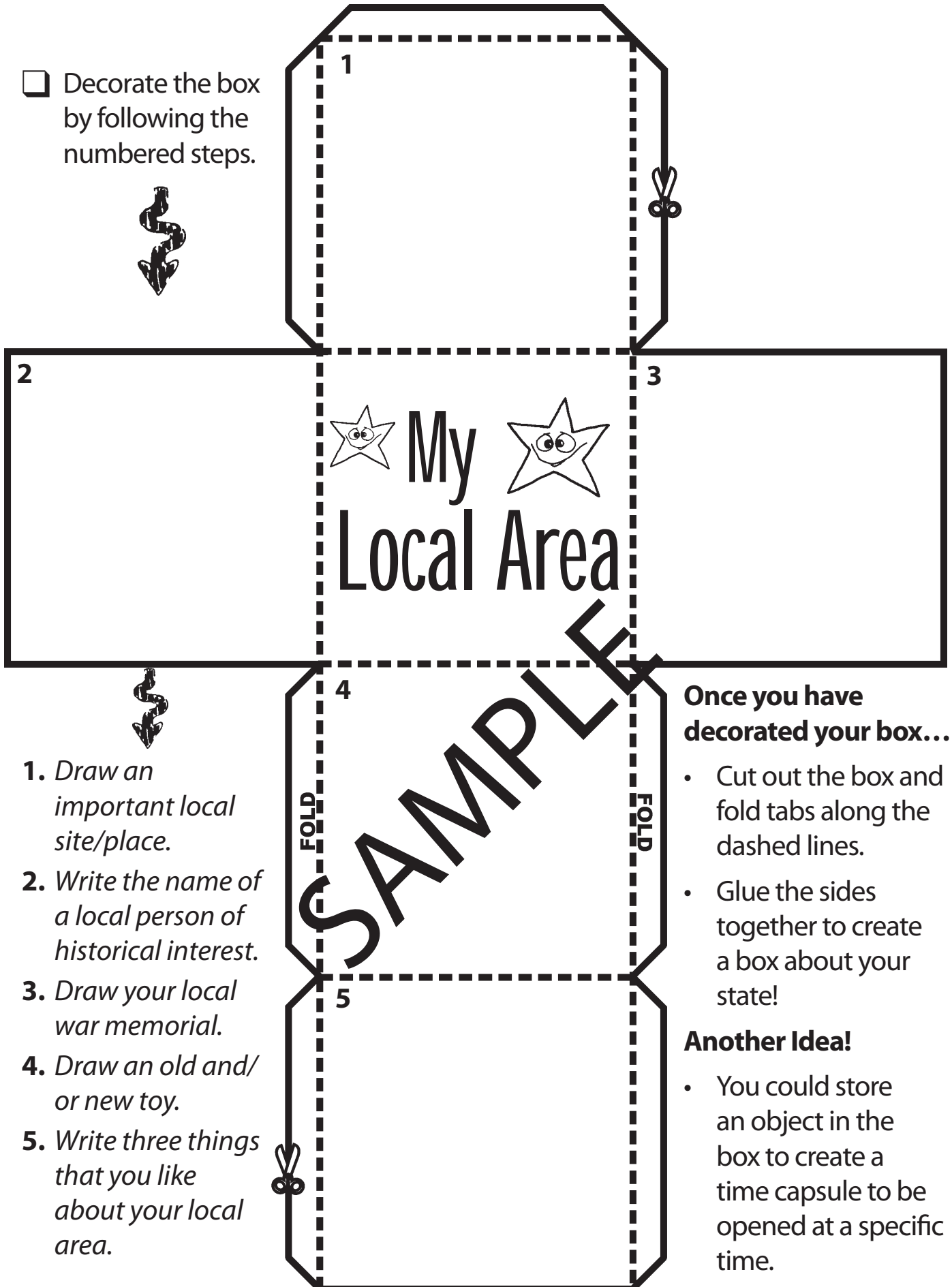
- ☐ Past
☐ Present



- ☐ Past
☐ Present

- ☐ Draw some traditional toys used for playing and learning by Indigenous children.

- ☐ Decorate the box by following the numbered steps.



1. Draw an important local site/place.
2. Write the name of a local person of historical interest.
3. Draw your local war memorial.
4. Draw an old and/or new toy.
5. Write three things that you like about your local area.

Once you have decorated your box...

- Cut out the box and fold tabs along the dashed lines.
- Glue the sides together to create a box about your state!

Another Idea!

- You could store an object in the box to create a time capsule to be opened at a specific time.